

After the Shots . . .



TEXAS TECH UNIVERSITY
HEALTH SCIENCES CENTER™
at El Paso




After the Shots...

After the Shots...




Do you remember when you were a baby?



I remember very well when I was a baby.



Do you? ...Me too.






I remember what happened every time I was vaccinated.



I needed extra love and care from my mom because I did not feel very good.




Me too.




Some vaccines can cause discomfort for a while after you have received them.




A girl with brown hair in a ponytail, wearing a pink dress over a white shirt, is holding a small doll with curly brown hair and a yellow dress. She has a speech bubble next to her.


But my mom
and dad always know
what to do.

A boy with a yellow headband, wearing a red t-shirt and blue shorts, has his arms crossed and a confident smile. He is inside a circular frame.


My parents also
know everything.

The girl from the first panel is now holding the doll and pointing her finger towards the boy. She has a speech bubble.

Do they know what to
do if you have a fever
after the vaccination?

The boy is now looking nervous, with sweat drops on his face and his hands near his mouth. He has a speech bubble.


Of course
they do!




Mom do you know what to do if I have a fever after the shots?




Of course, I do.




First, I check your temperature to find out if you have a fever.




In order to do this, I use a rectal digital thermometer which is the best choice when you are younger than three years old. The temperature taken this way provides the best reading.




After you were three years old, I checked your temperature by mouth, using an oral digital thermometer.



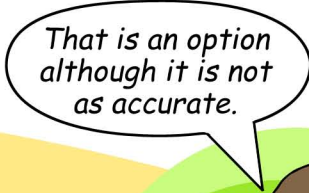
I know that I should not use a mercury thermometer, because it may break.





There are also tympanic thermometers which measure temperature inside the ear and provide another option for older babies and children.



I prefer when you take my temperature under my arm.




That is an option although it is not as accurate.



What do parents need to do if their children have a fever?






Give your child plenty to drink.



Do not cover or wrap your child tightly, instead clothe your child lightly.



Sponge bathe your child in 1-2 inches of lukewarm water.



I like the medicine you give me.





You can give the child medicine that does not contain aspirin such as ibuprofen or acetaminophen, if necessary.



What if you do all of this and the temperature is still making your child sick?

Then you need to call your clinic or health care provider.





I wonder if my mom knows all of this.



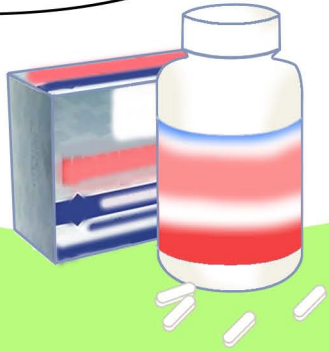
Of course I do and I know more things.




If the child is fussy after the vaccination...




...then, you may want to give your child a medication such as acetaminophen or ibuprofen to reduce pain and fever.






Remember
do not give
aspirin.



If the child is fussy
for more than 24 hours,
call your clinic or health
care provider.



You know
a lot of things!





If the child's leg or arm is swollen, hot or red,...



you need to apply a clean, cool, wet wash cloth over the sore area for comfort.



For pain, you can give a medication such as acetaminophen or ibuprofen. Remember, no aspirin!



If the redness or tenderness increases after 24 hours, then you need to call your clinic or health care provider.



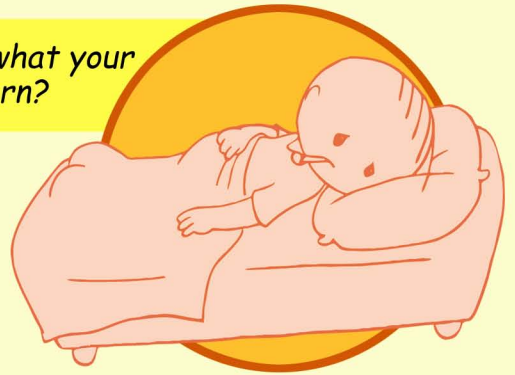
If your child seems really sick,...




...then you need to call your clinic or health care provider if you answer yes to any of the following questions:



Does your child have a temperature above what your health care provider has told you is a concern?



Is your child pale or limp?





Has your child been crying for more than 3 hours and just won't quit?







Does your child have a strange cry that isn't normal (a high-pitched cry)?

Is your child's body shaking, twitching, or jerking?




Does your child have marked decrease in activity or decrease in responsiveness?







I like to take a lot of medicine; it is yummy.



No Pepin, medicines are not candies; you need to take only the appropriate doses.



Dad, what are the right doses?



First you need to ask your health care provider or pharmacist which formulation is best for your child.



The dose is based on your child's weight.



I do not know my weight.

If you do not know the weight give the dose based on your child's age.



Do not give more medication than recommended. If you are not sure call your clinic or health care provider.






Always use a proper measuring device.
For example:

When giving infant drops, use only the dosing device (dropper or syringe) enclosed in the package.

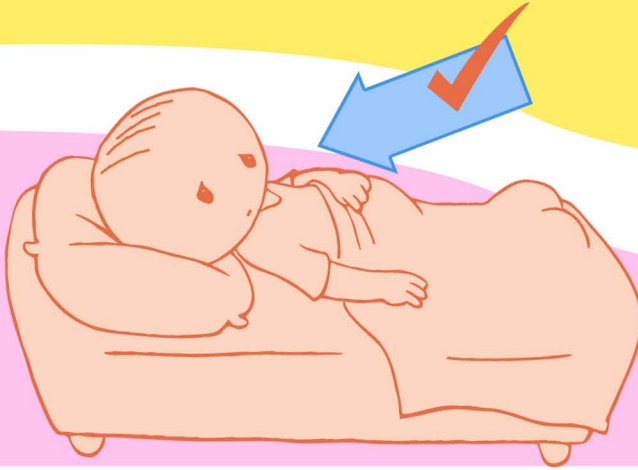


When giving children's suspension or liquid, use the dosage cup enclosed in the package. If you misplace the dosage cup, consult your health care provider or pharmacist for advice. (Kitchen spoons are not accurate measures.)

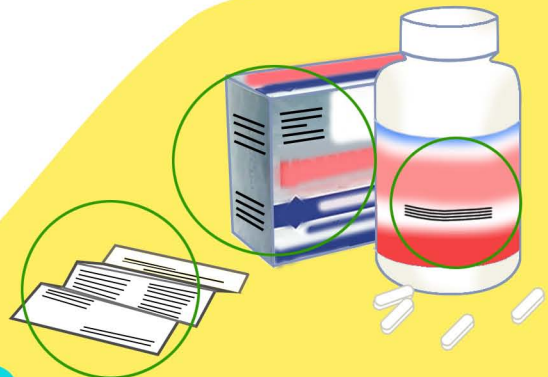



Is there anything else, because I am a little bit tired?

If the child is receiving over-the-counter (OTC) medications such as cold preparations, it is important to be aware that these may contain pain or fever reducers such as acetaminophen or ibuprofen.



Be sure to read the medication labels carefully to ensure your child is not receiving more acetaminophen or ibuprofen than recommended.





Let us make a table to understand doses better.

Acetaminophen dosing information

Give every 4-6 hours, as needed, no more than 5 times in 24 hours (unless directed to do otherwise by your health care provider)


















A		0 - 3 months or 6 - 11 lbs (2.7 - 5 kg)	4 - 11 months or 12 - 17 lbs (5.5 - 7.7 kg)	12 - 23 months or 18 - 23 lbs (8.2 - 10.5 kg)	2 - 3 years or 24 - 35 lbs (10.9 - 15.9 kg)	4 - 5 years or 36 - 47 lbs (16.4 - 21.4 kg)	6 - 8 years or 48 - 59 lbs (21.8 - 26.8 kg)	9 - 10 years or 60 - 71 lbs (27.3 - 32.3 kg)	11 years or 72 - 95 lbs (32.7 - 43.2 kg)	More than 11 years or 95 lbs (43.2 kg)
Infant Drops 0.8mL = 80mg	Advised dose (*)	Advised dose (*)	Advised dose (*)	Advised dose (*)	1.6 mL	1 ½ teaspoons (240 mg)	2 teaspoons (320 mg)	2 ½ teaspoons (400 mg)	3 teaspoons (480 mg)	Advised dose (*)
Children's Suspension 1tsp(5mL)=160mg	Advised dose (*)	Advised dose (*)	Advised dose (*)	Advised dose (*)	1 teaspoon (160 mg)	1 ½ teaspoons (240 mg)	2 teaspoons (320 mg)	2 ½ teaspoons (400 mg)	3 teaspoons (480 mg)	Advised dose (*)
Children's Tablets (80 mg each)	Advised dose (*)	Advised dose (*)	Advised dose (*)	Advised dose (*)	2 tablets	3 tablets	4 tablets	5 tablets	6 tablets	Advised dose (*)
Junior strength tablets (160 mg each)	Advised dose (*)	Advised dose (*)	Advised dose (*)	Advised dose (*)	2 tablets	3 tablets	2 tablets	2 ½ tablets	3 tablets	Advised dose (*)

(*) Ask your health care provider

Ibuprofen


dosing information

Give every 6-8 hours, as needed, no more than 4 times in 24 hours (unless directed to do otherwise by your health care provider)


	Under 6 months or 11 lbs (5 kg) 	6 - 11 months or 12-17 lbs (5.5 - 7.7 kg) 	12- 23 months or 18-23 lbs (8.2-10.5 kg) 	2 - 3 years or 24 - 35 lbs (10.9 -15.9 kg) 	4 - 5 years or 36 - 47 lbs (16.4 - 21.4 kg) 	6 - 8 years or 48 - 59 lbs (21.8 - 26.8 kg) 	9 - 10 years or 60 - 71 lbs (27.3 - 32.3 kg) 	11 years or 72 - 95 lbs (32.7 - 43.2 kg) 	More than 11 years or 95 lbs (43.2 kg) 
Infant Drops 1.25mL = 50mg 	Advised dose (*)	1.25 mL	1.875 mL						
Children's Suspension 1tsp(5mL)=100mg 				1 teaspoon (100 mg) 	1 ½ teaspoons (150 mg) 	2 teaspoons (200 mg) 	2 ½ teaspoons (250 mg) 	3 teaspoons (300 mg) 	Advised dose (*)
Children's Tablets (50 mg each) 				2 tablets	3 tablets	4 tablets	5 tablets	6 tablets	Advised dose (*)
Junior strength tablets (100 mg each) 									

(*) Ask your health care provider


Mom, dad you are missing something.




We are?




You are forgetting something too.



What are we missing?



A lot of hugs for the child after the vaccination.



After the Shots . . .



Director:

Gilbert Handal, MD

Producer:

Marie A. Leiner, PhD

Technical script:

Gilbert Handal, MD

Isabel Hargrove, BS

Jennie McLaurin, MD, MPH

Deliana Garcia, MA

Amy Liebman, MA, MPA

Storywriter and adaptation:

Marie A. Leiner, PhD

Migrant Clinicians Network, Chief Executive Officer:

Karen Mountain, MBA, MSN, RN

Editor:

Garret Levin, MD

Coordinator:

Carmen Avila, BS

Graphic Design:

Leader, Fabian Luna, BA

Eleuterio Meza, BA

Adrian Duran, BA

The development, production and duplication of these resources were supported by Grant Number U21/CCU624220-02 from the Centers of Disease Control and Prevention.

Its contents are solely the responsibility of the authors and may not completely represent the official views of the CDC



TEXAS TECH UNIVERSITY
HEALTH SCIENCES CENTER[®]
at El Paso

© MMVI Texas Tech University Health Sciences Center

After the Shots...



TEXAS TECH UNIVERSITY
HEALTH SCIENCES CENTER
at El Paso